
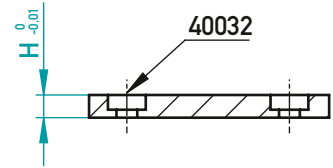




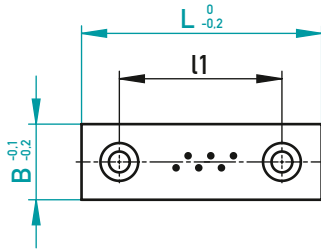
**GLEITLEISTE – SELBSTSCHMIEREND**  
GLIDING RAIL – SELF-LUBRICATING



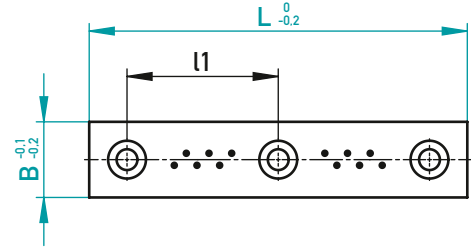
Typ 1/2/3/4/5  
Type 1/2/3/4/5



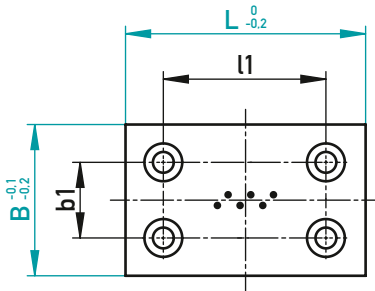
Typ 1  
Type 1



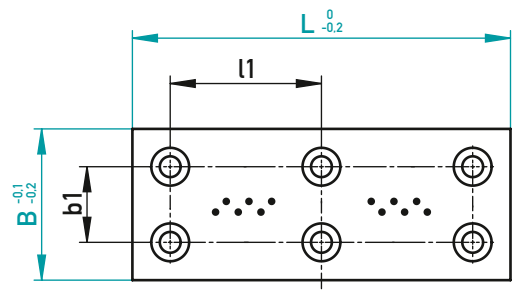
Typ 2  
Type 2



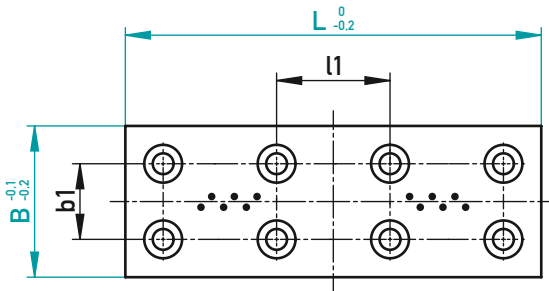
Typ 3  
Type 3



Typ 4  
Type 4



Typ 5  
Type 5



2.0598 / Graphit / Graphite

40032	Typ / Type	l1	b1	B	H	L	€/1
M4-8	1	16	-	12	5	32	•
		24				40	•
		34				50	•
		47				63	•
		32				80	•
M4-8	2	40	-	16	5	100	•
		16				32	•
		24				40	•
		34				50	•
		47				63	•
M4-8	1	16	-	16	5	32	•
		24				40	•
		34				50	•
		47				63	•
		32				80	•
M4-8	2	42	-	16	5	100	•
		52				125	•

**GLEITLEISTE – SELBSTSCHMIEREND**  
 GLIDING RAIL – SELF-LUBRICATING

 2.0598 / Graphit/Graphite

40032	Typ / Type	l1	b1	B	H	L	€/l
M5-10	1	16	–	20	6	32	•
		20				40	•
		30				50	•
		43				63	•
		60				80	•
	2	40				100	•
		50				125	•
M5-10	1	20	–	25	6	40	•
		26				50	•
		39				63	•
		56				80	•
		76				100	•
	2	50,5				125	•
		68				160	•
M5-10	1	20	–	32	6	40	•
		26				50	•
		39				63	•
		56				80	•
		76				100	•
	2	50,5				125	•
		68				160	•
		88				200	•
M5-10	3	26	20	40	6	50	•
		39				63	•
		56				80	•
		76				100	•
	4	50,5				125	•
		68				160	•
	5	58				200	•
M6-12	3	39	24	50	8	63	•
		56				80	•
		76				100	•
	4	50,5				125	•
		68				160	•
	5	58				200	•
		74				250	•
M6-12	3	56	35	63	8	80	•
		76				100	•
	4	50,5				125	•
		68				160	•
	5	58				200	•
		72				250	•
		93				315	•
M6-12	3	76	50	80	8	100	•
	4	50,5				125	•
		68				160	•
	5	58				200	•
		72				250	•
		93				315	•

 281040/B-H-L

**GLEITLEISTE – SELBSTSCHMIEREND**  
GLIDING RAIL – SELF-LUBRICATING

